


FOOTBALL HEROES COMPETITION

Journey into the fascinating, fact-filled world of
Football Heroes and create a hero profile!



Enter our exciting new competition based on the bestselling *Football Heroes* book series! Children in Key Stage 2 are invited to create their own hero profile complete with fun facts, general knowledge and the reasons why they think their chosen person is a hero!

The National Literacy Trust has teamed up with Bonnier Books UK to create a range of exciting competition activities and resources (add link) based on these addictive and inspirational books to help children research their heroes, find out fascinating facts about them and make the case for why their choice deserves to be the **ultimate hero** and win the competition!

Heroes can be male or female and come from any background. Some children might be obsessed with a player from their favourite football team, some will have other heroes from the worlds of sport, fashion or entertainment, while many others will have heroes in their families and local communities. All heroes are welcome!

These five fun activities will help children explore the *Football Heroes* books, create a cracking hero profile and make the pitch for why their choice should be the ultimate hero. If you don't have access to the books, you can download and read these brilliant extracts literacytrust.org.uk/competitions/football-heroes/.

FACTS	
NAME:	
DOB:	AGE:
PLACE OF BIRTH:	
NATIONALITY:	
BEST FRIEND:	
CURRENT CLUB:	
POSITION:	

My football hero

STATS
WEIGHT:
CLUB APPEARANCES:
CLUB GOALS:
INTERNATIONAL APPEARANCES:
INTERNATIONAL GOALS:
AWARDS + TROPHIES:
FASCINATING FACTS:
PITCH YOUR PLAYER:
BOOK RECOMMENDATION: (What book would you recommend for your hero and why?)

Introduce the competition to the whole key stage or individual classes using the *Football Heroes assembly Powerpoint*. Take advantage of the many opportunities for parental engagement to reignite that vital parent partnership at the start of the new academic year. Activities can be carried out in lesson time and at home, with parents able to get involved throughout.

You will need:

- A copy of the *Football Heroes* assembly Powerpoint
- The activities resource
- Printed copies of the hero profile templates



These can all be downloaded for free from the National Literacy Trust website:

literacytrust.org.uk/competitions/football-heroes

Key considerations

- The competition is open to all children in Key Stage 2. Entries can be either a football hero profile or a profile about a different type of hero, sporting or otherwise (*but not fictional*). Templates are available for both.
- The *Football Heroes* competition offers a great opportunity to engage with parents. You could use the activities to build bridges between home and school and encourage parent participation. If you run the competition as a whole key stage event you could invite parents to participate in an assembly, involving them right from kick off!
- These activities have been designed to be used in the classroom and at home with support from parents and carers. They could be used as induction activities to help build relationships and explore the positive qualities that make heroes, as children return to school, enter a new year group and expectations and personal aspirations for the year are set.
- The *Football Heroes* assembly (20-30 minutes) can be used to support the competition and activities. Simple delivery notes for the assembly are included on the Powerpoint.
- The competition is based on the hugely successful series of *Football Heroes* books which children in Key Stage 2 absolutely love! If possible, make available any copies you have in school for children to explore and borrow during the competition. A great way to kick start the reading year but watch out – they are highly addictive and, with 38+ in the series, appetite for them grows and grows!

Be sure to get entries in by Friday 8th November so they can be in with a chance of winning the ultimate hero title and some incredible prizes!



About the books:

Football Heroes - From the playground to the pitch are a highly collectable series of 38 titles (Classic & Ultimate Heroes) aimed at football fans aged 7+. Each is a fun biography full of stories, facts and great moments on the hero's journey from childhood to stardom. From Kane and Stirling to Maradona and Zidane and now with three new additions of the greatest women's players. The only question is

... Have you read them all?!

Activities:

- 1. Family heroes**
- 2. Test your knowledge**
- 3. Greatest Moments**
- 4. Play like your hero**
- 5. Pitch your player**



If children are focusing on a football hero for their profile, here are some great places to explore:

<https://heroesfootball.com/>

<http://www.fifa.com>

<https://www.bbc.co.uk/sport/football>

<http://www.thefa.com>

<https://www.fourfourtwo.com>

<http://www.worldsoccer.com>

<http://www.motdmag.com/>

<https://www.youtube.com/user/FIFATV>

<https://www.kickaroundmag.co.uk/>


<https://www.premierleague.com/>

<https://www.bbc.co.uk/sport/football/womens-super-league/table>

<https://www.theguardian.com/football>

<https://www.guinnessworldrecords.com/search?term=football%20>

<https://www.matchfootball.co.uk/>



3. Greatest Moments

Ask children to use their research and knowledge to choose three favourite moments for their chosen hero. Each *Football Heroes* book has a super section named 'Greatest Moments' featuring the top five moments in the hero's life and career, each with a link to an online video so you can see the magic yourself.

GREATEST MOMENT ★

Choose three favourite moments for your hero. Write a short summary explaining what happened in that moment and why you have chosen it.

1

2

3

RAHEEM STIRLING

**14 February 2011, FA Youth Cup quarter final:
Liverpool 9-0 Southend**

- ★ This was the FA Youth Cup game where Raheem truly burst onto the football scene.
- ★ He scored 5 goals and soon after the first team came calling. <https://www.youtube.com/watch?v=KVVB9nnglZc>

For each moment, children need to write a short summary explaining what happened and why they have chosen it. They could also try to find a video to bring their chosen moment alive. They might even want to create their own QR code using a simple online tool so the videos can be shared with family, friends and of course, classmates back at school: qr-code-monkey.com

If videos are not an option then you could hold a Greatest Moments 'show and tell'! This would be a great opportunity for children to use their oracy skills.



Invite parents to a Greatest Moments celebration to listen to children sharing their hero's greatest moments!

PLAY OR ACT LIKE YOUR HERO!

Create a set of instructions to help others act like you hero! All heroes have their own particular skills, talents and personal attributes. What does your hero do or say that makes them special? Can you break it down step by step and share with others your hero's skill or talent or personal attributes?

STEP ONE:

.....
.....
.....

STEP TWO:

.....
.....
.....

STEP THREE:

.....
.....
.....

STEP FOUR:

.....
.....
.....

STEP FIVE:

.....
.....
.....

STEP SIX:

.....
.....
.....

4. Act like your hero

Invite children to create a set of instructions to help others act like their hero!

Take a look at the *Play Like Your Heroes* section of the *Football Heroes* books for inspiration and examples. A Cristiano Ronaldo free kick or Messi dribbling his way down the pitch. Or perhaps a Johnny Wilkinson penalty kick, Michelle Obama making a speech or Bear Grylls surviving the outdoors! All heroes have their own particular skills, talents and personal attributes. What do their heroes do and say? Can they break it down step-by-step?

You could ask children to read out some of the 'Play Like Your Hero' examples, get them to follow the instructions and try and guess what they are doing and who the hero is. If the hero is not a sporting figure, children could give instructions that help others emulate their hero's behaviour, such as being kind or

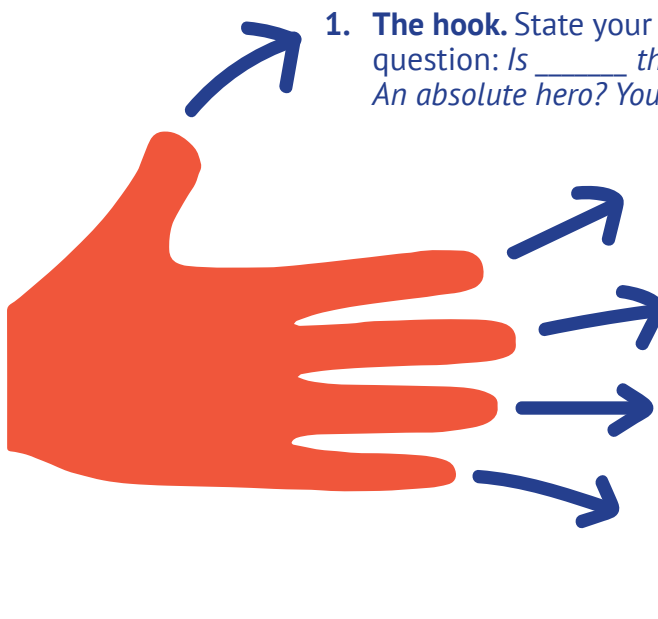
generous, brave or hardworking. Explore again the ideas of what makes a hero and children can choose which elements to highlight in their instructions. They can then test their own six steps with each other in the same way, acting them out and inviting their classmates to guess who it is and what they're doing.

5. Pitch your player / Let's Hear it for Your Hero

Ask children to share why their person deserves hero status!

With research complete, facts and stats entered into the profile, now it's time to **Pitch your player** or **Let's hear it for your hero**. Children have a maximum of 150 words to persuade others that their player or person deserves to be the ultimate hero.

Include a clear and easy structure and some top tips for persuasion. Encourage children to use their hand to help with five easy steps to make your point:

- 
- 1. The hook.** State your case but in a memorable way. Perhaps use a question: *Is _____ the most awe inspiring, influential player of his/her time? An absolute hero? You are right, he/she is! Now let me tell you why...*
 - 2. First Point.** Explain why they are a hero - give your first and main reason. *I believe ...It is clear that... Firstly... I'm in no doubt that...*
 - 3. Second Point.** Go on to give an example of your first point or a second reason. *For example... Not only that but in addition...*
 - 4. Third Point.** Expand further. Give another example or explain one last reason. *Last but not least... Most importantly let's not forget... No one could forget...*
 - 5. Back of the net.** Now make a strong finish: *For these reasons... This clearly shows... You can't help but agree... You know I'm right!*

Once they have drafted their persuasive piece, they could memorise their five key points and pitch their persuasive argument to the rest of the class. Using their hand and five fingers as a supporting structure, encourage them to deliver their pitch as a short speech in small groups.

Other top tips for perfect persuasion:

EXAGGERATE!

*Out of this world...
Stunning...
Extraordinary...
Unbelievable...*

USE SUPERLATIVES

*The fastest, strongest...
Most amazing...
Most determined...
Best ever ...*

USE FLATTERY

*How could a person of your intelligence not agree?
Those of us who know talent when we see it...*

OPINION AS FACT

*There is no doubt...
It is absolutely clear that...*

THE POWER OF 3

*Talented, dedicated and committed...
Power, precision and passion...*

USE EMOTION

*The whole country was brought together...
The nation wept with joy when...*

Some great activities to support and strengthen debating skills can be found on the Parliament website. Activity 4 of the *Primary debating resources* pack sets out debating structures and formalities which are great to use:

www.parliament.uk/education/teaching-resources-lesson-plans/primary-school-debating-pack/



As a fitting finale to the activities, hold a Pitch your player/Let's hear it for your hero event in school, with parents and families in attendance and children pitching their hero to be the ultimate hero!

Remember entries must be submitted by Friday 8th November to be in with a chance of winning fantastic prizes and ultimate hero status!

