




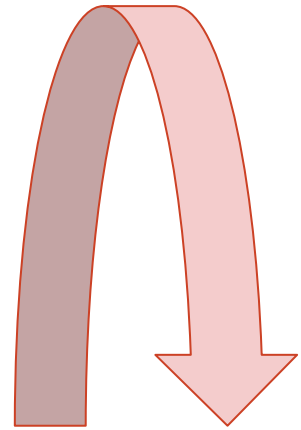
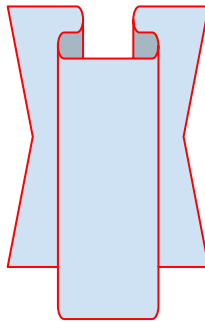
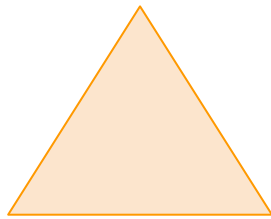
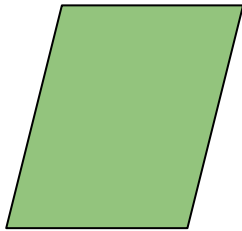




Monster Mornings

Step One

Create as many marvellous monsters, machines or creatures as you can from the shapes below by drawing onto and around them. Remember, it's ok to be messy!



Step Two

Choose your two favourite characters and answer the following questions about them.

What are they?

An alien and a slug? A washing machine and a pair of trousers? Two monsters?

What is their relationship to each other?

Sisters? Friends? Next door neighbours?

What is their dream?

To visit the earth? To win a football match? To become scientists?

What are their names?

Step Three

Using your answers from page two, you are going to write a poem about your two characters using RHYMING COUPLETS.

What is a rhyming couplet?

A rhyming couplet is two lines of the same length. The last words of each line have the same sound as each other. Remember that rhyming only works if the words make sense together!

For example:

Annie the Alien lives on the moon
With her mum, her dad and her sister too
They go on adventures in their rocket ship
With a backpack full of supplies for their trip
They play in their garden and jump so high
Looking down on the earth from their home in the sky.

You can use HALF RHYMES (words that sound a little bit like each other but are not a perfect rhyme, such as *moon* and *too*).

If you have a good idea that does not rhyme, then write it down anyway.

Write your poem here. Go onto another page if you need to!
