

Environment trail


Complete this activity when you're walking around your neighbourhood with your little one.

Top tips:

- Chatting about the things you can see can help improve your child's vocabulary
- Ask your child open ended questions; "What can you see?", "What are your favourite things about the outdoors?", "What can you hear and smell?"
- Talk about colours and count the things that you see
- Tick off the sections on this sheet as you go along


Houses – can you find three different types of houses?

Tick box




Key words: house, brick, window, roof, door

Nature – use your eyes and ears to find these things on your walk.



Key words: wind, tweet tweet, leaves, bark, creepy crawlies

Objects – keep your eyes peeled for objects like these



Key words: letters, sign, path, gate, railings

Well done, you've finished! You can do this activity lots of times as you'll see new things everyday.

#PeterboroughReads

peterboroughreads.org.uk