


Connecting
Stories




ARTS COUNCIL
ENGLAND

READ ON
NOTTINGHAM



Walk and Talk Trail



Take a walk and talk through this trail of ideas, chatting with your child about what they can say, see and hear.

Chat to your child whenever you can – walking along the road, on the bus, wherever! They can learn lots of new words from you. Nurturing your child's language and communication skills supports their wider learning and development and much of it is prompted by what your child can say, see and hear – so take a walk and talk through this trail of ideas!

1. Head outside!

Go out and about with your child. Chat about what you can see and hear:

- Birds on a telephone wire or building
- Green man telling you it's safe to cross the road
- What noises can you hear? Can you make the same noises?

Talk about what you are doing and where you are going:

- Going shopping – what are you going to buy?
- Walking to nursery – what will you do there?
- Visiting a friend or family member – who will you see?

Count aloud with your child:

- How many steps do you take from your front door to the first lamp post?
- How many red cars do you see on your route?
- Sing a song or rhyme about numbers, such as 'Five Little Speckled Frogs'

2. Reading the signs:

Talk about the letters, words, logos and numbers on the street and shop signs

- Can you find the first letter of your name? What other letters do you see?
- Can you recognise the name of the supermarket or other shop signs or logos?
- What numbers can you spot? Count 1-5 or 1-10



3. At the shops, talk about the food you are buying:

- What you are going to make to eat? What ingredients do you need?
- Can you find something ... blue or square or long or soft? What is it?
- Pick an item of fruit/veg and help your child describe it – what colour and shape is it?




4. Have a chat at the bus or tram stop while you wait for it to arrive:

- Where you are going?
- What can you see/hear around you?
- Sing a song or rhyme together such as 'Wheels on the Bus':

*The wheels on the bus go round and round
Round and round. Round and round
The wheels on the bus go round and round
All day long*

If the bus hasn't arrived, sing the next verse or two:

*The horn on the bus goes beep beep beep, etc.
The people on the bus go chatter, chatter, chatter
Or make up some of your own, using your child's name, such as:
Shazia's on the bus reading books, books, books*




5. On your walk or at the park:

- Pick up leaves or conkers from the ground. Can you spot the tree they fell from? Don't forget to wash your hands afterwards
- Sing a song or rhyme as you go, such as 'Five little ducks went swimming one day' or make the animal noises together in 'Old McDonald had a farm'
- Play 'I spy, with my little eye, something the colour of ...' or word games such as 'I am going to the park and I'm going to take ... a picnic' – then think of what you would take on your picnic



6. Walk to your local library if you have one nearby:

- Talk about the route to the library
- Chat about what book you would like to borrow
- If the library is too far, find a space to read and chat together with a book – on a bench, in the park or make a den



Sharing a book with your child for just 10 minutes every day will make them happy and help them learn.

We hope you've had fun on this trail. Text us to tell us what you have enjoyed the most: 07892 765 561 and to be entered into our prize draw to win a summer book bundle.* We will only contact you again if you have won.

Find more tips and fun activities by following us on Facebook fb.me/ReadOnNottm, visiting our website readonnottingham.org.uk and exploring wordsforlife.org.uk

*Ts and Cs apply. Draw closes on Friday 03 September 2021

