

# Alvin the Elf Walk and Talk Trail



Queen's Park was opened by Queen Elizabeth in 1950 but it holds an even more royal and splendid secret. Follow the trail and discover the magic woven into the landscape.

An underground elf, Alvin, living deep underneath Queen's Park is set on a quest to retrieve the crown of the High Elf. However, now that Alvin is above land they are struggling to complete their task and keep getting lost amongst the magical trees of the park.

You bump into Alvin at the redwood tree, where our journey begins. Alvin tells you that their name means 'elf friend' in Elvish (that's the elves' special language).



## Will you help your new elf friend on their quest?

Use the map above to follow the trail and complete the challenges in this booklet.

The trail begins at the redwood tree and takes about thirty minutes from start to finish.


When you've finished, head to Swindon Central Library or email [Anish.Harrison@literacytrust.org.uk](mailto:Anish.Harrison@literacytrust.org.uk) to hand in your completed trail. Once you have completed the trail, you will be entered into a prize draw to win high street vouchers!

## 1. Redwood Tree

Start your journey at the Redwood tree. Alvin tells you that Redwood trees are believed to bring energy and liveliness in the magical world! You'll definitely need energy for the rest of your quest.

**In order to unlock the energy can you help Alvin unscramble these letters to find out where Redwood trees are originally from?**

RCIANLIFOA, CIMAERA




## 2. The Badger Sett

A badger crosses your path. Like a black cat, badgers are believed to be magical by witches and they can provide good or bad luck.

**To receive good luck for the rest of your quest can you think of another animal that is black and white?**



.....  
Good luck has been given!



### 3. Willow Trees

Can you spot the willow trees? They thrive close to water or in damp places and make a perfect hiding space for mystical creatures with their long, drooping branches. Ancient folklore says that the noise of rustling branches is the elves whispering to each other.

**Stand close to the trees and be as quiet as possible – how many different sounds can you hear?**

As you get close to the water, Alvin spots a water nymph in the lake! The water nymph tells you about the magical powers stored within the willow trees' branches.

**Can you find a branch on the ground to use as a magic wand?**

Your wand will help you and Alvin find your way to the next part of the adventure!



### 4. Ginkgo Biloba

Ginkgo trees are the oldest surviving species of tree in the world! As these trees have lived for so long, without having to adapt or change, they have become a symbol of strength, hope and peace.

**Alvin cannot believe how long these trees have existed! How long do you think these trees have been around for?**

- a) 20 years
- b) 200 million years
- c) 2,000 years

Alvin collects some resin from this special, ancient tree to bind the crown.



### 5. Oak, Holly, Hazel Trees

The oak tree is the oldest tree in Queen's Park. Oak trees can be found in many folklore tales. Some folklore says that oak trees can predict rainfall!




**Can you think of three different words to describe the weather today?**

- 1. ....
- 2. ....
- 3. ....

Near the oak tree are holly and hazel trees. Alvin thinks these leaves can be wound together to create the perfect, enchanted crown for the High Elf.

**Can you help Alvin by designing a magical crown for the High Elf below? Use your surroundings for inspiration! How many different leaves can you include in your drawing?**



## 6. The Bat Cave

Although seen as bad luck to some, because the elves and the bats live underground, they are friends with each other. Bats are colour blind, so unfortunately they cannot see all the beautiful colours of the mural. Alvin wants to help his friends by describing the mural to them.

**What colours can you see on the wall?**

.....

.....

.....



The bats are grateful and have granted you more good luck!





## 7. Finish your quest at the willow tree!

You've found Alvin's gateway willow tree and they are able to return home. Before they leave, you bind the crown together using your wand.

**Can you make up a magical spell in the space below that could be used to finish the crown?**

Perhaps you could shout it out loud in the park for all the  
elves to hear!

This image shows a full page of a handwriting practice worksheet. It consists of approximately 20 horizontal rows. Each row is defined by two parallel dotted lines, creating a series of uniform gaps for writing. The lines are evenly spaced across the entire page, providing a guide for letter height and placement. There is no text or other markings on the page.

## Top tips for families

### Chat with your child about what you see on the trail

Ask open-ended questions to avoid “yes” or “no” answers and stimulate conversation.

### Introduce new words into the conversation

When you use a new word, explain what it means. If your child is interested, encourage them to do some research about the word when they get home.

### Talk about the day on your way home

Ask your child which part of the trail they enjoyed the most and what they discovered.

## Don't forget to share your photos of the trail on social media! You can tag us on Facebook:



SwindonStories



NationalLiteracyTrust

## or on Twitter:



Literacy\_Trust

## Make sure to use the hashtags

**#ConnectingStories**

## With thanks to:

Swindon Libraries

South Swindon Parish Council

Laura Tubb Design & Illustration



*Laura Tubb*



Answers:  
1. California, America | 2. b = 200 million



- 1 – Redwood Tree
- 2 – Badger Sett
- 3 – Willow Trees
- 4 – Ginkgo Biloba
- 5 – Oak Tree
- 6 – The Bat Cave
- 7 – Willow Tree