


MR. MEN™ LITTLE MISS™

SPECIAL
POSTER
to keep!



Meet us in your
BIG Reading
Adventure!



This Reading Adventure chart belongs to _____

Write your name _____

Good work!



National
Literacy
Trust

Star
stickers
to snip out.



MR. BUMP


Colour in Mr Bump.

I shared
his story.

Done it?
Stick a
star here.

I made
his car.


Done it?
Stick a
star here.



oops!

LITTLE MISS SUNSHINE

Colour in
Little Miss Sunshine.



I shared
her story.


Done it?
Stick a
star here.

I made
a crown.

Done it?
Stick a
star here.

MR. TICKLE

Colour in Mr Tickle.



I shared
his story.

Done it?
Stick a
star here.

I measured
with him.

Done it?
Stick a
star here.

LITTLE MISS PRINCESS


Colour in Little Miss Princess.

I shared
her story.

Done it?
Stick a
star here.

I played
her game.

Done it?
Stick a
star here.



MR. HAPPY


Colour in Mr Happy.

I shared
his story.

Done it?
Stick a
star here.

I drew food
for his party.

Done it?
Stick a
star here.





MR. MEN™ LITTLE MISS™ MAGAZINE

BIG READING ADVENTURE




CERTIFICATE



You are a star!

You did the big reading adventure!





Mr. Bump

Once, Mr Bump had an extraordinarily lucky day! Would you like to hear about it? It really was amazing. You see, Mr Bump is always bumping into things...



...or falling off things.

or tripping
over
things...



Mr Bump gets so many bumps and scrapes that he hardly notices them any more. Have you ever had a bump or a scrape?



This many
children
said yes!



This many
children
said no!



But one day, Mr Bump didn't get a single bump or even a teeny-tyne scrape! Was it because he didn't bump into anything?

Of course not – he's Mr Bump, after all. No, Mr Bump's incredibly lucky day happened like this...

Mr Bump had just left his house to go to the shops when... **careful!**

He slipped on a banana skin and flew up into the air! Luckily, Mr Tall was passing by just at that moment. He caught Mr Bump and lowered him safely down to the ground.



Then, on his way into town... **oops!** Mr Bump tripped and fell into a big hole! But the hole was full of soft mud and he had quite a lot of fun squelching about in it until Mr Strong came along and pulled him out.



At the supermarket, he tripped over his own feet and knocked into a huge pile of jam jars.


Oh no!



But Mr Tickle caught them all with his long, wriggly arms and helped Mr Bump to stack them up nice and neatly again. And he gave Mr Bump a really big tickle that made him laugh for a long time!



Would you like a **big** tickle from Mr Tickle?



This many children said

YES, please!

This many children said

NO, thank you!

“My friends have really saved me today,” thought Mr Bump as he rode the bus home from the shops. Then, as he got off...

watch out! He tumbled down the stairs of the bus. Bump, bump... squuuash! Mr Bump landed safe and sound on the fluffy new pillows that Mr Happy had just bought.



“What an amazingly lucky day!” thought Mr Bump that night, as he snuggled down and turned off the light. He fell fast asleep and then... **bump!**

What do you think happened? He fell out of bed. Of course.



Say **Goodnight, Mr Bump.** Sleep tight!

MR. MEN.
LITTLE MISS.
MAGAZINE
BIG READING
ADVENTURE

National
Literacy
Trust

Mr. Bump's bumper car!



1. Cut along the black dashed lines and fold along the white dotted ones.



2. Colour the car, stick the tabs inside, then pop in Mr Bump!



3. Cut and fold the tree for Mr Bump to bump into!



Fold back.



Fold back to stand up.

© THORP

Little Miss Sunshine



Have you ever heard of Miseryland?

It's a very sad place where no-one is EVER happy!
Do you think you would like it there?
In Miseryland, all the worms look sad, like this.



Which worm do you think is the saddest? Point to it.

When the birds in

Miseryland wake up on a sunny morning, they don't tweet and chirp and sing a happy song. They cry.

Have you ever heard a bird sob?



The King of Miseryland lives in a big, grand palace and sits on a big, grand throne. But, do you think he is happy?



Of course he isn't. The King of Miseryland is very miserable indeed. He is so miserable that he has given some very miserable orders and put them on a big sign. **Look!**


Miseryland

NO! giggling

NO! smiling

NO! laughing

By order of the King!



Shout out all the things that the King doesn't allow!

Everyone in Miseryland really needs cheering up, don't they? Who do you think would be good at that?



Little Miss
Sunshine

or



Little Miss
Bad



Little Miss Sunshine is really very good at cheering people up. Did you guess? Here she comes, singing a happy tune as she drives along.

Can you think of a happy song to sing?
Sing it together!

Little Miss Sunshine goes straight to the palace to talk to the King.

"Come with me!" says Little Miss Sunshine.

"You can't talk to me like that – I'm the King!" says the King. But that doesn't stop Little Miss Sunshine.



Where is she taking the King? Let's follow the line to find out!

Little Miss Sunshine takes the King straight to his miserable sign. She takes out a big, fat pen and changes the name Miseryland to Laughterland. And that's not all... Little Miss Sunshine changes every grumpy **NO!** into a big, happy...

YES!

Laughterland

YES! giggling

YES! smiling

YES! laughing

That's much better!

Shout out all the things that are allowed now!

By order of the King!


Little Miss Sunshine starts to giggle and then she laughs. The King can't stay miserable when he hears laughing. Can you? The King begins to laugh and then the worms smile and all the birds begin to giggle. And soon Miseryland really has turned into Laughterland. **Well done, Little Miss Sunshine – and well done to YOU!**

MR. MEN.
LITTLE MISS.
MAGAZINE
BIG READING
ADVENTURE

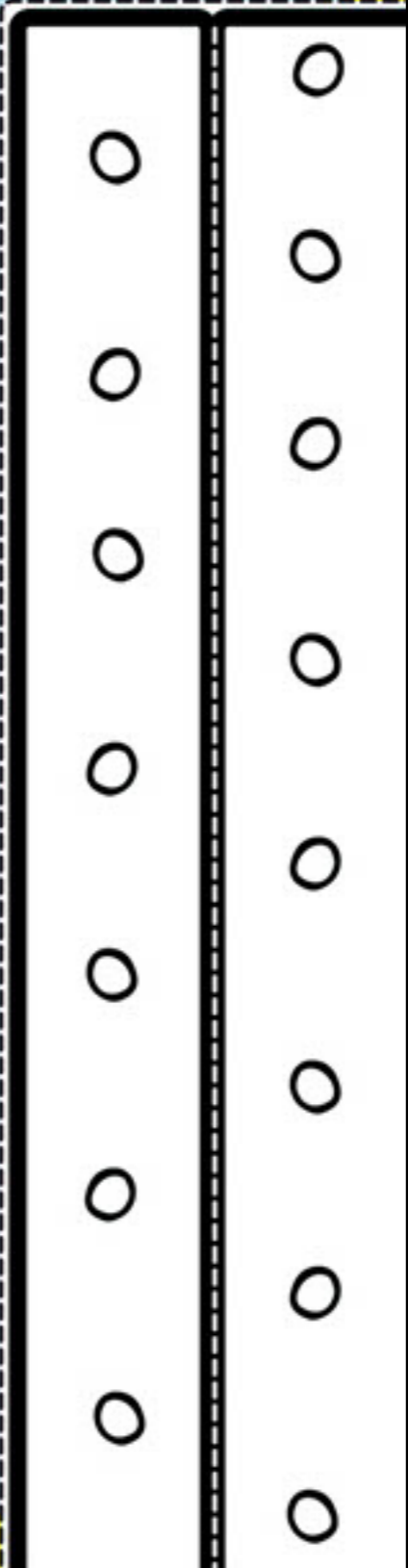
Be a
**king
or queen**



Colour and decorate
a crown to wear!



Grown-ups
Cut out the strips and
stick together to make
a band then attach
to the crown.



© THOP

Mr. Happy



Mr Happy was always happy, but on this particular day he was **especially happy**. Can you guess why?

It was Mr Happy's **birthday!**

Mr Happy decided to have a party, so he set off to invite his friends and buy the things he needed. First, he met Little

Miss Busy. "Good morning!" Mr Happy said. "Would you like to..." but Little Miss Busy was already rushing away!

"**Sorry, can't stop!**" she called back.

"I suppose she's too busy to come to a party anyway," said Mr Happy. "I'll ask someone else."

I've got to go...



Oh well!



Mr Happy went to the cake shop. Mr Happy thought it would be nice to share a birthday cake with his friends.

But Mr Greedy was already in the shop, buying the **last cake**. "**Sorry, can't chat!**" Mr Greedy said, licking his lips as he rushed off.

He didn't say happy birthday to Mr Happy, but Mr Happy didn't mind. "Not to worry," said Mr Happy. "I'll go and get some balloons."



Who bought the last cake? Was it.



Little Miss Busy



Mr Small



Mr Greedy

On his way to the balloon shop, Mr Happy saw Little Miss Helpful. She was carrying a lot of balloons. "Hello, Little Miss Helpful!" said Mr Happy. "I see you've been to the balloon shop."

Not to worry!



Can you please tell me the way?" he asked. "Sorry, I... I can't help you!" said Little Miss Helpful, and she rushed off.



She didn't wish Mr Happy a happy birthday and she didn't offer to share her balloons. **"That's very odd,"** thought Mr Happy. **"Little Miss Helpful is normally SO helpful."**

Just then, he spotted Mr and Little Miss Birthday, hurrying along. Mr Happy smiled. They will definitely come to my party! he thought. But...

"Sorry, we've got plans today," they told him as they rushed off. Even they didn't say happy birthday – and they loved birthdays more than anyone!




Mr Happy decided to give up and go home. But can you imagine what he found when he got there?

All his friends!

Mr Birthday and **Little Miss Birthday** were there! **Little Miss Helpful** was there with the balloons. **Mr Greedy** was there with the cake. And **Little Miss Busy** was there, too. She'd been busy because she was planning a surprise party for him!

"Happy birthday!" they all cheered. Mr Happy **grinned a very big grin.** **"It really is a happy birthday!"** he chuckled.



Can you sing happy birthday to Mr Happy?

Mr. Happy's party!

It's Mr Happy's birthday!
Draw a big party for Mr Happy.



Circle who you think would like to come to the party.



How many did you choose?
Write your answer.

Whose arms do you think these are?



Can you draw a big wobbly jelly?



Draw lots more food!





Little Miss Princess™

One winter's day, Little Miss Princess was looking out of the window of her castle. She watched a snowflake fall gently from the sky. Followed by another. And another. And another.

Soon there were lots of snowflakes falling from the sky. It snowed and snowed and snowed.

How exciting!

Little Miss Princess couldn't wait to go out and play in the snow.

Who likes playing in the snow?

This many children said yes!

This many children said no!

Little Miss Princess's phone rang. It was Little Miss Chatterbox.



Hello Little Miss Princess how are you I am fine isn't this snow nice I can't wait to go outside and make a snowman but it's really cold and I can't find my...

Little Miss Chatterbox talked. And she talked and talked and talked. And when Little Miss Chatterbox had talked and talked and talked, do you know what she did? She talked some more!



...have you ever seen so much snow everywhere I can't remember such a snowy day and...



In fact, Little Miss Chatterbox talked so much that soon it was far too late to go out and play!

Oh dear!



There was so much snow that only the top of the very tallest tower of the castle was poking out.

There was so much snow that Little Miss Princess couldn't get out of the castle!

Then Little Miss Princess saw something (or someone) in the distance. It was someone tall. Someone very tall. In fact, quite the tallest person you'll ever meet.

The next day, Little Miss Princess woke up and it was still snowing.

What a lot of snow!




It was Mr Tall!

"Hello," said Mr Tall. "Would you like to come and play in the snow?"

"Oh, yes please!" said Little Miss Princess. So he lifted her down from her tall tower, and they played in the snow all day!

Look at the snow princess she made.



And at the end of the day, Mr Tall popped Little Miss Princess back into her castle. And she went to sleep and dreamt of snow princesses.

And as for Little Miss Chatterbox? Well, she's still talking...

...once built a snowman
ever so good it was
it had a carrot nose
and twig arms and...



Race to the castle

Join the Mr Men and Little Misses for a fun game!

How to play:
You can play on your own or with a friend.
Pop a counter at the START space.

Use your dice to roll a number, then move along the road. Follow any instructions that you land on until you reach the finish.

National Literacy Trust




Counters

- Mr. Greedy
- Mr. Strong
- Mr. Funny
- Little Miss Sunshine
- Little Miss Giggles
- Little Miss Chatterbox

Well done!

Mr. Tickle

Mr Tickle woke up one morning. He was feeling hungry, so do you know what he did? He stretched his **extraordinarily long arms** out of the bedroom door.



He stretched his arms all the way down the stairs and into the kitchen...

Can you reach that far?

Then do you know what Mr Tickle did? He picked out a biscuit... and brought it all the way back to his bed!



Would you like extraordinarily long arms?

This many children said yes!

This many children said no!

Count how many children.

It was time for Mr Tickle to get up. He opened the curtains and looked outside. "Today looks very much like a **tickling day!**" he thought to himself.

Mr Tickle walked into the town, looking for somebody to tickle. Looking for **anybody** to tickle. He came to the school and saw an open window. He couldn't resist!

With his extraordinarily long arms, he reached into the classroom and do you know what he did?



Who's he going to tickle?



He tickled
the teacher! The
teacher wriggled
and laughed,
and the children
laughed, too.
Mr Tickle tickled
the teacher a
little bit more. The
teacher laughed
more and the children laughed even more.

tickled a police officer, a train
guard and even tickled a
postman, who dropped all
his letters in a puddle!

At home, Mr Tickle
thought of **all the people**
he had tickled. He laughed
until he was rolling on
the floor!



Can you
remember who
he tickled first?

Next, Mr Tickle walked past the
greengrocer. Can you guess what
Mr Tickle did? He tickled the greengrocer!
The greengrocer **laughed so much**
that his apples rolled all over the street!

Mr Tickle had a great tickling day. He

Tickle list



teacher



greengrocer



police officer




train guard



postman

So, if you
ever need
a laugh, you
know what
you need to
do, don't
you?

Stretch out your arms and give
somebody a great big **tickle!**
But beware, because one day you
might find **yourself tickled** too!



Ha, ha,
ha!



MR. MEN.
LITTLE MISS.
MAGAZINE
BIG READING
ADVENTURE

Make a ruler

National
Literacy
Trust

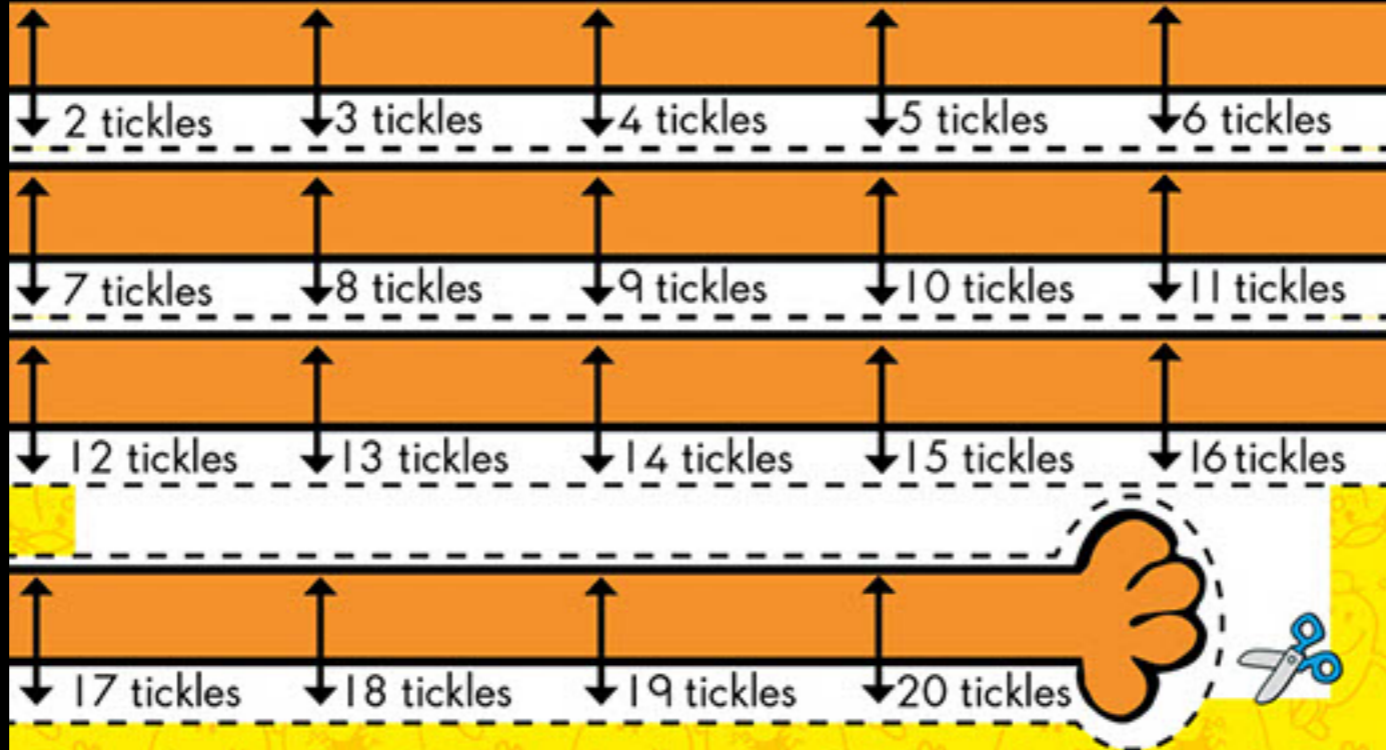
Cut out and stick
to measure with
Mr Tickle!



0 tickles 1 tickle

Cut along the
dotted lines then
stick Mr Tickle's
tickling arm together.
**Now get
measuring!**

© THOP



MR. MEN.
LITTLE MISS.
MAGAZINE
BIG READING
ADVENTURE

National
Literacy
Trust

Little Miss Chatterbox



Grown-ups
Stick to card,
cut out and
colour.

**Little Miss
Chatterbox** talks.
A lot. When
she starts to say
something, it goes
on and on and on
and on and...

Little Miss Princess

Little Miss Princess is never rude or spoilt. She knows how lucky she is and always tries to share with her friends.



Grown-ups
Stick to card,
cut out and
colour.

MR. MEN.
LITTLE MISS.
MAGAZINE

BIG READING
ADVENTURE

National
Literacy
Trust

Little Miss Sunshine

Always cheerful
and bright, **Little
Miss Sunshine**
is everyone's
best friend.



Grown-ups
Stick to card,
cut out and
colour.

© THOP

MR. MEN.
LITTLE MISS.
MAGAZINE

BIG READING
ADVENTURE

Mr. Bump

National
Literacy
Trust



Grown-ups
Stick to card,
cut out and
colour.

If there is
something to
bump into, fall
over or fall into,
Mr Bump will do
it, but he always
comes up smiling.


© THOIP

MR. MEN.
LITTLE MISS.
MAGAZINE

BIG READING
ADVENTURE

National
Literacy
Trust

Mr. Happy



Grown-ups
Stick to card,
cut out and
colour.



Mr Happy
always looks
on the bright
side of life. He's
always cheerful
and never down
in the dumps.

© THOSP

MR. MEN.
LITTLE MISS.
MAGAZINE

BIG READING
ADVENTURE

National
Literacy
Trust

Mr. Tickle

Mr Tickle's long arms are perfect for tickling, and he can't resist doing it, but he'll use his arms to help others too, whenever he can.



Grown-ups
Stick to card,
cut out and
colour.

© THOP

Dice

Cut along the black dashed lines and fold along the white dotted lines. Stick the tabs inside.



Use the dice to **choose a mask** to play with. Can you act like that character or tell their story?

Mr Men & Little Miss Big Reading Adventure Extension activities

The main aim of the *Mr Men & Little Miss Big Reading Adventure* is to get young children excited about sharing stories, and we hope that the stories and activities we have provided will do just that.

However, we think that the competition provides an excellent opportunity for further learning across all areas of literacy and beyond, so we've put together a few ideas for extension activities based around the Mr Men & Little Miss stories and activities.

Exploring characters

The Mr Men & Little Miss stories are very character-driven and therefore provide great opportunities for introducing the idea of characterisation to the children in a simple way.

Character detectives

Before you read each of the stories, project an image of the featured character onto your whiteboard, or use the mask/puppet template provided for that character. Discuss with the children what you might be able to deduce about the character based on what they can see. You could use the spotlight tool on your whiteboard to focus on the different details.

First Lines drama

Once you have read each of the stories, talk briefly with the children about what they now know about the character – were their initial assumptions right? Try a drama activity where you put the children in pairs and ask them to assume the role of one of the characters. Give one of the children a “first line” (something that their character might say), and ask the children to improvise the rest of the conversation in character.

Creating a new Mr Men or Little Miss character

Through talk and discussion, as a class or in small groups, children create their very own new Mr Men or Little Miss character, and then draw their own interpretation of this character and write a short character profile. Lower attaining children could annotate their picture with key words.

Writing a new Mr Men or Little Miss story

Task the children with writing their own Mr Men or Little Miss story based on the character they have created. Alternatively, they could write a new story featuring one of the existing characters. To support children to do this, you could, as a class, create a story map for one of the existing stories – a visual depiction of the main ideas, characters and plot – which can be used to inspire their new story.

Developing vocabulary

The Mr Men and Little Miss characters can be used as a stimulus for exploring vocabulary. You could use the characters to...

Play around with superlatives

Many of the Mr Men and Little Miss characters' names can be used to apply the "est" suffix. Ask the children to complete this sentence for various different characters:

"_____ is the _____est person in the whole world."

For example, "Mr Mean is the meanest...", or for higher attaining children, "Little Miss Busy is the busiest..." – looking at words where the spelling changes.

Learn about synonyms and antonyms

Project the poster that we have provided onto the whiteboard. Then...

- Challenge the children to come up with alternative names for some of the characters. For example, Mr Strong becomes Mr Tough, Mr Muscular or Mr Burly.
- Ask the children to imagine that Mr Topsy-Turvy has completely muddled up the world of Mr Men and Little Miss, so that everything is back to front. How might that change the characters?

Alternatively you could use the poster for a pairs-style game. Many of the Mr Men and Little Miss characters have an opposite character, and/or a similar character. Ask the children to either match up the opposite (for example Mr Tall with Mr Small), or the similar characters (Mr Happy with Mr Cheerful).

Friendship: a common theme

Across the stories featured in the Mr Men & Little Miss Big Reading Adventure, there is a common theme of friendship. In the Mr Happy story, his friends work together to throw him a surprise birthday party; Mr Bump's friends protect him from harm in his story, and in the case of Little Miss Princess, our heroine is rescued from her snowed-in castle by her helpful friend, Mr Tall.

Why not use these stories as a stimulus for discussion about friendship. What qualities does a good friend have? Why are friends important? What's the nicest thing the children have ever done for a friend? You could then, as a class, write a recipe for a "good friend" potion.

A couple of the stories also provide a basis for discussion about how, sometimes, we behave in a way that doesn't make us such a good friend. In the Little Miss Princess story, Little Miss Chatterbox is a great talker, but not such a great listener. In the Mr Tickle story, Mr Tickle had a wonderful time tickling people, but the people he tickled didn't always fare so well. Use these stories as a starting point for discussing the importance of empathy.

And finally...

Here are a couple of fun activities relating to specific stories that you might like to use.

King or Queen for a day

In the Little Miss Sunshine story, the King of Miseryland makes a list of orders that everyone must abide by. Ask the children to imagine another alternative land and then write a list of appropriate rules that they would make if they were King or Queen of that land.

To get the children in the mood you could first get them to make the crown from the handout that accompanies the story.

Party time

In the Mr Happy story, Mr Happy has a birthday party. Use the story as a stimulus for the children to share their experiences of the best party they have been to and then ask them to write a simple recount of that experience.

You could leave the Mr Happy story until last in your Mr Men & Little Miss Big Reading Adventure, taking the opportunity to finish off the challenge with a party of your own...