

STORY GAME

This story game provides a fun way for children to explore **Handa's Surprise by Eileen Browne**. In order to play, children need to be familiar with the book and have heard the story a few times.

Before you play

Everything you need to create the game is included in this pack. Print out the templates for the **game board**, **bingo board**, **question** and **bingo cards**, **spinning dice** and **counters**. Once you have cut these out and laminated them, you are ready to play.

How to play

1. Place the game board in the middle of the group of players along with a pile of question cards and a pile of bingo cards.
2. Each player needs a bingo board and a counter.
3. Players take turns to spin the dice and move around the game board.
4. When a player lands on a space square, he or she picks up a question card. If the player answers correctly, he or she takes a bingo card and places it on their bingo board. If the player answers incorrectly, he or she does not receive a bingo card and play moves on to the next player.
5. When a player lands on a 'free bingo card' space then he or she can take a bingo card without answering a question.
6. The first player to complete their bingo board and shout out 'bingo' is the winner.



START

question cards

STORY GAME

Bingo cards

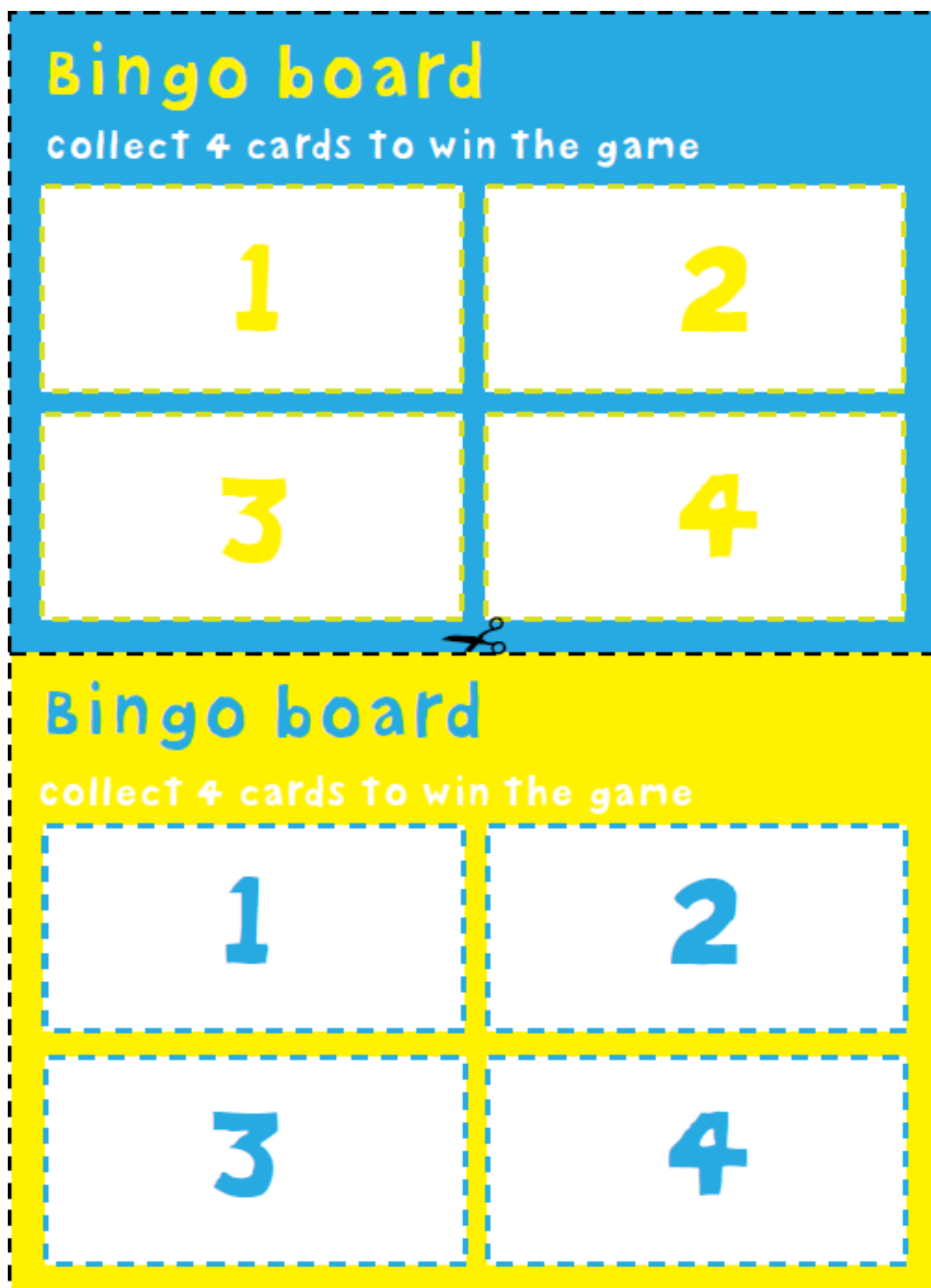
Free bingo card

Free bingo card

Free bingo card

Bingo boards

Each player needs their own bingo board.





Bingo Cards

Cut out the bingo cards, and place in the centre of the game board. Print out as many sheets as you need.





Question Cards - Sheet 1

Print and, if you can, laminate the cards, then place them in the centre of the game board.

 Q How many fruits did Handa put in her basket?	Q Where was Handa taking the fruit?
Q What was Handa going to do with the fruit?	Q How did Handa carry the fruit?
Q Which fruit did the monkey take?	Q Which fruit did the zebra take?
Q Which animal took the mango?	Q Which fruit had spiky leaves?
Q What colour was the passion fruit?	Q Which fruit was ripe and red? 

Question Cards - Sheet 2

Print and, if you can, laminate the cards, then place them in the centre of the game board.

 Q Which animal had the biggest ears?	Q Did Handa see the animals taking her fruit?
Q Which is your favourite fruit?	Q What was the name of Handa's friend?
Q Which fruit did Handa's friend get at the end of the story?	Q Which was the first animal that took the fruit?
Q What was the name of the stripy animal?	Q How did the elephant take the mango? 
Q What did the goat do in the story?	Q What fruit was soft and yellow?

Print and cut out the spinning dice and counters below.
Alternatively, use dice and counters you already have in your setting.

Spinning dice



Counters

