

Euro 2016 and

Battle of the Somme

Literacy Toolkit

Using the 1916 Battle of the Somme centenary and the football fever around Euro 2016 to encourage reading and writing for enjoyment in schools, libraries and homes





A message from author, footballer and National Literacy Trust ambassador Frank Lampard OBE

As football fever sweeps the nation, this toolkit is a fantastic way of getting children and young people enthusiastic about reading and writing, while teaching them about events that have shaped the world we live in.

Footballers like Vivian Woodward, who was the top scorer for Chelsea and England in 1916, are an inspiration to me. Woodward gave up playing football and volunteered to fight in the trenches, sustaining an injury that meant he never played top-flight football again. While I've experienced the pressure of leading the England team onto the pitch, I cannot begin to imagine how Woodward and his comrades must have felt marching to battle 100 years ago.

Reading is an important part of my skill-set as a footballer and literacy skills are vital for children and young people to achieve their potential. I encourage teachers, librarians and parents across the UK to download the toolkit and read the daily stories, while they keep up with the home nations' progress in France.

Frank Lampard



Introduction

This literacy toolkit has been created to help teachers use the buzz around this summer's Euro 2016 football tournament to enthuse football-loving children aged seven to 13 to read for enjoyment. Euro 2016 will be hosted by France and coincides with the centenary of the beginning of the Battle of the Somme.

Many British footballers volunteered to fight alongside the millions of others who went to France a century ago, most famously the men of the Footballers' Battalion. By combining this important anniversary with a major football tournament, we hope to inspire children to read and write for enjoyment and to engage them with studying, and enjoying, history.

This pack combines some of the most popular football literacy activities from our previous World Cup and Euro toolkits, as well as new ideas for in-school activities to mark the centenary of the start of the Battle of the Somme. We hope the combination of the two works well with your pupils.

We have tried to balance using the history of the Somme to stimulate thoughtful and exciting ways into reading for enjoyment for pupils, while also showing the necessary respect.



Visit www.literacytrust.org.uk/euro-2016 for more resources that support the content of this toolkit:

- Free downloadable resources that are referenced within this pack
- *Over the Line 2016*, a free daily classroom read based around the events of Euro 2016 and the Somme centenary written by children's author Tom Palmer
- Daily writing activities based on events of Euro 2016 and the Somme centenary (available to [Network](#) members only)
- Links to websites and extra resources to enhance your work



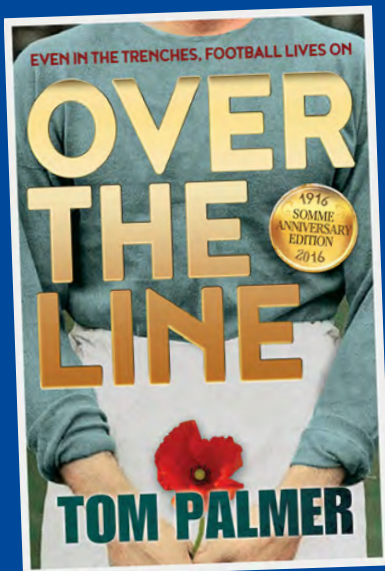
Thank you for using this toolkit. We wish you all the best with all of your ongoing efforts to encourage children to read for enjoyment. Keep up the good work!

Tom Palmer and the National Literacy Trust





About the author



The Euro 2016 and Battle of the Somme Literacy Toolkit was written by Tom Palmer. Tom is a children's author who has promoted reading for enjoyment in schools, libraries, football clubs and other venues for 20 years. For the past decade he has worked as a consultant for the National Literacy Trust, as well as The Reading Agency, Book Trust and the British Council. His website is www.tompalmer.co.uk.

Tom has written several resources for the National Literacy Trust, including *Love Football: Love Reading 2014 and 2010*, *Love Rugby: Love Reading 2011* and the Tactics Books used in the National Literacy Trust's popular Premier League Reading Stars programme.

He is the author of more than 30 books for children, which feature wars, spies, detectives, ghosts, rugby and football. His series include *Foul Play*, *Football Academy* and *The Squad*, all published by Puffin Books. His First World War book, *Over the Line*, published by Barrington Stoke, is a story about the Footballers' Battalion who fought at the Somme. You can visit www.readingwar.co.uk to access First World War reading resources, including videos, documents and blogs.

About the National Literacy Trust

The National Literacy Trust is an independent charity dedicated to raising literacy levels in the UK. The charity runs literacy projects in deprived communities, helps schools to transform teaching and campaigns to make literacy a priority for politicians and parents.

The National Literacy Trust provides valuable support for teachers through its conferences, training, interventions and the National Literacy Trust Network. Members of the Network can access a wealth of tools, resources and inspiration to improve literacy provision across their school. Find out more at www.literacytrust.org.uk/schools.



Contents

How to use this toolkit in schools	6
Engaging your pupils with this toolkit: Recruiting a battalion of readers	7
Euro 2016 / Somme centenary calendar	8
<i>Over the Line 2016: Chapter one</i>	10
Daily writing activities	12
Classroom activities	12
Wall displays	14
Assemblies	16
Working with public libraries	18
In your school library	20
Football and war reading groups	22
Home	24
Match day party	25
Partnerships	26
Appendix	27

How to use this toolkit in schools

This toolkit begins with a **calendar** of the main events before and during the Euro 2016 tournament, along with information about how the Battle of the Somme centenary will be marked. We hope this will help you plan ahead. There are links to websites that can give you more information.

After the calendar you will find information about the **daily Euro 2016 / Somme story**, *Over the Line 2016*, and **writing activities**. Both will be published on www.literacytrust.org.uk/euro-2016 before 7.30am every weekday morning from Monday 13 June to Monday 4 July 2016. The first chapter is also included in this pack, to give you an idea of the storyline. The story and writing activities are designed for teachers to use with pupils aged seven to 13. Themes include football, the First World War and a gentle ghost story.

The main body of the toolkit offers ideas for reading for enjoyment activities arranged into categories: **classroom**, **assembly**, **libraries**, **book groups** and activities that can be done at **home** with parents. We've also included ideas for hosting a **match day party** at your school.

Towards the end of the pack you will find ideas for **partnership work** and an **appendix** with links to websites that offer ideas around reading and writing activities linked to football and the First World War.

But to begin with, we hope that the next page will help you to find ways to engage the young people you work with and to encourage them to join in and help you develop ideas for reading and writing for enjoyment across your school.

DEFINITIONS

The 1916 **Battle of the Somme** was one of the bloodiest battles of the First World War. It lasted from 1 July to 18 November 1916 and was fought by the French and British Empires against the German Empire in a small area of northern France. Over one million men died in the battle. www.somme2016.org.

The UEFA European Championship (the Euros) is a football tournament played every four years competed for by all the European nations. 24 teams are competing in the competition in France from 10 June to 10 July 2016. www.uefa.com/uefaeuro.

The Footballers' Battalion was set up at the beginning of the First World War to encourage football players and fans to volunteer to fight together. It was also known as the 17th Middlesex Regiment. There was a second Footballers' Battalion, known as the 23rd Middlesex Regiment.



Engaging your pupils with this toolkit:

Recruiting a battalion of readers

When the British Army wanted to recruit soldiers to fight in the trenches, they had to find a way to persuade young men to put their lives in danger. One idea was to establish Footballers' Battalions where football fans could fight alongside top-flight players. Part of that was achieved by organising recruitment matches to inspire men to volunteer and sign attestation papers, even during half-time break. We hope that these ideas will help you to build a whole school army of Euro 2016 readers!



FORM A FOOTBALL READERS' BATTALION

Engage pupils in your school with Euro 2016 reading by recruiting them to a Football Readers' Battalion. Encourage them to sign up and commit to reading during the tournament, using techniques that were used to recruit men and women for the war effort and to fight in the First World War. Ask the school's best footballers to join you in the drive to help you to persuade others. You can ensure that a variety of roles are advertised, as in the First World War, to appeal to a broad range of pupils.

RECRUITMENT MATCH

Host a five or 11-a-side football match or tournament at school. Use it as a chance for the school's top players to give speeches to encourage other pupils to become Euro 2016 readers. Hand out flyers. Put up posters (see Recruitment posters opposite). Create a fervour so that everyone wants to read about the tournament (and if they are not into football, just to read for enjoyment.)

RECRUITMENT POSTERS

Posters were used to encourage men and women to join the war effort. Men were urged to sign up to fight while women were encouraged to help in other ways such as working in factories and on farms. They used a variety of techniques and you can see many of them [on the BBC website](#). Work with your school Football Readers' Battalion to design posters that will encourage other football fans to read about Euro 2016. Talk about and use some of the methods used by the wartime posters.

ATTESTATION

Encourage your pupils to come to the school library and sign up to be Euro 2016 Readers. Once they have signed up they are committed to taking part in the Euro 2016 reading activities you have planned. You can use the Euro 2016 Attestation Paper which you can download from the additional resources listed at www.literacytrust.org.uk/euro-2016. You could also give them a copy of it, or another reward, for them to take away.



Euro 2016 / Somme centenary calendar

May

From the beginning of May look out for special Euro 2016 magazines and books, including a *Match* magazine special, official UEFA books and an *Ultimate Fans' Guide*. Check out the *FourFourTwo* and *World Soccer* official guides on the magazine racks. These materials will be easy to read, full of statistics and are great to have in the classroom or school library.

Warm-up fixtures:

The home nations' warm-up matches are:

- | | |
|--------|---|
| 22 May | England v Turkey |
| 27 May | England v Australia
Northern Ireland v Belarus |
| 2 June | England v Portugal |
| 4 June | Northern Ireland v Slovakia |
| 5 June | Wales v Sweden |

You may well have many children in your school who were born in, or who have parents from, other European countries. This is a great chance to use football to engage with their culture, their history and their personal stories. See the BBC's football fixtures pages for the fixtures listing. How can you use your school's international intake to enhance your work?

June

Euro 2016 begins on 10 June with the group stages. The home nations' group stage matches are:

- | | |
|---------|---|
| 11 June | Wales v Slovakia (5pm, ITV)
England v Russia (8pm, ITV) |
| 12 June | Northern Ireland v Poland (5pm, BBC) |
| 16 June | England v Wales (2pm, BBC)
Northern Ireland v Ukraine (5pm, ITV) |
| 20 June | England v Slovakia (8pm, ITV)
Wales v Russia (8pm, ITV) |
| 21 June | Northern Ireland v Germany (5pm, BBC) |

The tournament then breaks into knockout stages:

- | | |
|----------------|------------------|
| The last 16 | 25 - 27 June |
| Quarter-finals | 30 June - 3 July |
| Semi-finals | 6 - 7 July |
| Final | 10 July |

You can find a full fixture list at www.bbc.co.uk/sport/football/european-championship/euro-2016/schedule/group-stage.



July

The centenary date of the beginning of the First Battle of the Somme is **1 July**. There will be an enormous amount of coverage in the media, as well as ceremonies in France, the UK and elsewhere.

At 11am BST the main commemoration will take place at the Commonwealth War Graves Commission's Thiepval Memorial in France. It will be shown on big screens in public places around France and the UK. Other memorials will take place in the UK and France, including a major event in Manchester. You can find full details about the plans by visiting www.somme2016.org.



Over the Line 2016:

The live story

During the first three weeks of Euro 2016 leading up to the commemoration of the Battle of the Somme on 1 July, the National Literacy Trust will publish an original children's story in 16 chapters to be read aloud in schools and homes. It will be called *Over the Line 2016*.

Each chapter will be roughly 1,000 words (a 10-minute classroom read) and will be published before 7.30am every weekday from Monday 13 June to Monday 4 July, so it can be read aloud during the day.

The first chapter is available in this toolkit. A short paragraph will be added to the version published online on 13 June.

Subsequent chapters will respond to the events of the previous day at Euro 2016, such as the main stories that the broadcast and print media are covering from the tournament, controversies on and off the pitch, key games, and the results for England, Northern Ireland and Wales. But the story will also follow Khalid and Grace, two children who are studying the Battle of the Somme in advance of a Battlefield Tour to the area with their school in the last week of June.

Tom Palmer said: 'I think it is poignant that 24 European countries are playing a major football tournament exactly 100 years after – and exactly where – the most horrible battle ever fought in Europe took place. I want to explore this unusual coincidence in a story for children, who are, after all, the generation who will live into this next European century.'

You can download the *Over the Line 2016* story daily at www.literacytrust.org.uk/euro-2016.
Publication: Before 7.30am every weekday from Monday 13 June to Monday 4 July.

The story is free for everyone and is intended to be read in the classroom, assembly hall or at home.

CHAPTER ONE

Khal walked into the school library and stood with his back against the newspaper rack. He wanted to see who else was in the room. Because this was no normal library class. This was a meeting of all the children who – in two weeks – would be going on a school trip Battlefield tour of France. And none of his mates had signed up for it.

He saw two lads from Year 8 that he knew from the football squad. Jake and Hamid, but no one from his class. He did recognise one girl from his primary school. Grace Evans. But he'd not spoken to Grace since they started high school.

Khal knew the teacher well, though. Mr Clarke. Head of history and the school football coach. Tall. Muscular. Moustached.

As Khal waited he picked up a newspaper, turning straight to the back page. It was football. All football. And that suited Khal. Match reports on the weekend's Euro 2016 games. News about City maybe signing new players.* 'Khalid?' Mr Clarke's deep voice came from the other end of the library. 'Are you going to stay out in No Man's Land for the duration?'

Khal put the newspaper down and walked towards the only chair now available. Next to Grace. Sitting, he noticed she was wearing a discreet Wales football badge. He'd forgotten she was Welsh. Khal smiled. Maybe they could have some banter together about Thursday's Wales v England game.

Mr Clarke began to take them through details of the school trip. They'd leave on Sunday 26th June. For a week. They'd visit a battlefield called Delville Wood in the Somme area of France. Stay in the same girls' school building where First World War soldiers were billeted a hundred years before.

'Now, look behind you,' Mr Clarke instructed.

All 30 children turned to look at an oil painting above the library desk. Of a tall, bald, thin man. Khal's attention was drawn to the man's clear blue eyes. His strong gaze. As if the man in the painting was trying to outstare them all.

'That,' Mr Clarke informed them, 'if you didn't know, is Lieutenant William Barker, former head of this school. What do we know about Barker?'

The hand next to Khal went up. Grace.

'He was headteacher of this school from 1923 to 1939, sir.'

'And?'

*An additional paragraph will be added here in the version published at www.literacytrust.org.uk/euro-2016 before 7.30am on Monday 13 June. It will feature Khal's reaction to the England v Russia and Wales v Slovakia games, played on 11 June.

'He fought in the First World War, sir. He won the Military Cross.'

Khal rolled his eyes. Grace had been like this at primary school. All knowing. All boring.

'And he played football for City before the war, sir,' Grace finished.

Khal turned in his seat to stare at Grace. 'He what?'

Mr Clarke took up the story.

William Barker had been a member of the Footballers' Battalion. 1,600 soldiers made up of footballers and football fans. Including players from Chelsea, Liverpool and Leeds United.

'That painting, children,' Mr Clarke said, 'and this school's history, is why our Battlefield Tour is going to the places where the Footballers' Battalion fought and – in many cases – fell. We are going to be visiting the battlefields, the memorials and graves of the men Lieutenant William Barker fought alongside.'

There was quiet in the library now. No chat. No fidgeting. Even the photocopier had stopped whirring. That thing that always happens when someone talks about the First World War.

'I want each of you to do a piece of research before we go,' Mr Clarke went on. 'Find out more about the Footballers' Battalion. Try to discover something that nobody else knows. You need to work in pairs. And some of you will give a presentation to Years 7 and 8 when we come back from France.'

Khal stood quickly to catch the eye of Jake or Hamid. But it was clear that they were already a pair. In fact, it seemed everyone was matched up. Khal looked at Grace, who was shyly studying the papers in front of her. His dad's voice came into his head. *Treat people with respect. Whoever they are. However you feel about them. Always respect.*

Grace looked up.

Khal had no choice. 'Partners?' he asked.

Grace smiled. 'I know where there's something no one else has seen,' she said quietly. 'Upstairs. In the school archive. Let's just wait until everyone else has gone.'

The archive in the small attic above the library was warm. It was lit by a single naked bulb. There were two rows of metal shelves holding papers in boxes and scrolls. A trestle table. Also, what looked like the end of a wooden propeller.

'This is it,' Grace said, lifting a heavy box onto the trestle table.

They found two files of paper in the box. A thick one with photographs of footballers and soldiers from a hundred years ago. Also lists and exercise books filled with writing.

'So these are William Barker's notes?' Khal asked.

Grace nodded. 'Yes. I've never looked at them. But I knew they were up here. The school librarian told me about them.'

The second, thinner, file surprised Khal. It had photographs of German soldiers and German words. He recognised some of them. All Year 7 had been learning German. But Khal put them aside. It was the British players he was interested in.

'Come on,' Grace said. 'Let's take them downstairs. We're not really allowed up here.'

Grace led the way. Down the creaking steps.

Khal passed her the file about the Footballers' Battalion and started to make his way down the first five or six steps. As he descended he took one last look at the attic archive.

That was when his heart stopped. For a moment.

Because Khal had seen a man up there.

A man wearing heavy trousers and a jacket. High leather boots. A helmet with a spike on top. He was squatting, leaning on a rifle with a long bayonet fixed to its end. He was looking up at Khal. At the same time Khal could smell something like matches or candles.

Then the light went out.

Khal gripped the sides of the ladder. Had he really just seen a soldier? In the archive?

'Grace,' he shouted. 'Switch it on!'

The light came back on immediately.

'What's the matter?' Grace called up. 'Are you okay?'

Khal looked around the attic. Nothing. No man. No fire. No smoke. His heart began to slow down a little. He shook his head, walked down the steps.

Khal felt weird. His head ached. His throat was dry.

'Are you okay?' Grace said. There was a look on her face. Like she knew he'd seen something up there.

'No. I mean yes. I'm fine. I have to go. I'll see you l... later.'

Khal walked quickly out of the library.

Chapter two will be published at www.literacytrust.org.uk/euro-2016 before 7.30am on Tuesday 14 June.



Daily writing activities

During Euro 2016, children's author Tom Palmer will set 16 short writing activities for the classroom. These will vary in length and subject, but will be designed to last from 30 to 60 minutes with the average class.

The exercises will be set in response to the ongoing events of the tournament, which your pupils may be talking about in the playground that morning. Others will reflect news coverage of the Battle of the Somme centenary commemorations as 1 July approaches.

These special writing activities are available only to members of the National Literacy Trust Network. For more information please visit www.literacytrust.org.uk/network. The writing activities will run every weekday from Monday 13 June to Monday 4 July. You can access them from 7.30am every morning at www.literacytrust.org.uk/euro-2016.



Classroom activities

A range of ideas to help teachers stimulate classroom discussions and writing, including True or False and prediction games, football and war play scripts and topics for discussion groups.

FOOTBALL AND THE FIRST WORLD WAR: TRUE OR FALSE

There are a number of interesting links between the First World War and football. Try a True or False test with your class to engage them with some of the ideas that are developed later in this toolkit. The first five questions are listed below. You will find all 10 questions, the answers, plus links to where you can find more information, in the additional resources at www.literacytrust.org.uk/euro-2016. We hope you can use these First World War football facts to stimulate conversations, reading and writing in your classroom.

- Football was the first sport to have a large number of players sign up to fight in the First World War
- England's leading scorer in 1914 gave up football to enlist, specialising in unexploded bomb clearance. Sadly he was injured and never played for his country again
- The British Army held football games around the UK, featuring famous players of the day, and asked men in the stands to sign up for the war there and then
- Every Christmas Day throughout the First World War the British soldiers would play the German soldiers in a friendly football match
- There were two battalions of soldiers known as the Footballers' Battalions in the First World War



THE EURO 2016 PREDICTION GAME

Have a Euro 2016 prediction tournament in your school between pupils, classes and teachers. You can even take on Tom Palmer, *The Times* sports journalist Rick Broadbent and Premier League Reading Stars Programme Manager Jim Sells!

Can your pupils predict all eight teams that will make it through to the quarter-finals? Remind them that the more they read in newspapers, magazines, books and on websites, the more informed they will be. Make it interesting by offering a prize and put the results on your Euro 2016 display.

Tom Palmer's eight quarter-final teams are: Switzerland, Spain, England, Italy, Germany, Belgium, France, Wales.

Rick Broadbent of *The Times* predicts: Belgium, England, France, Germany, Italy, Romania, Spain, Wales. Please bear in mind that Rick and Tom made their predictions in late March (getting their excuses in early!)

Jim Sells, Programme Manager of Premier League Reading Stars at the National Literacy Trust, predicts: Switzerland, Spain, England, Portugal, Germany, Italy, France, Wales.

TALK ABOUT FOOTBALL AND THE FIRST WORLD WAR

How do pupils feel about the way football was used during the First World War? Take each of the issues raised in the True or False section on the previous page and ask them what was good and bad about each. Ask them to put themselves in the position of the men and women involved. Is this a good springboard for writing a story?



EURO 2016 NEWS

Newspapers are a great way of encouraging reluctant readers to talk about what they have read.

Get the class together. Bring in some of the day's newspapers and hand them out to pupils. Give them a few minutes to read the sports sections (and other sections if they are not into sport) and to talk about them amongst themselves. Then bring them together to talk about the main issues in the newspapers.

Should this goal have been allowed? Should that player have been sent off? With younger pupils *First News* is an excellent newspaper that deals with difficult news stories in a sensitive way.

Later in June there will be articles relating to the Somme centenary.

You could also look at facsimile newspapers from 1916, to see how war was covered a hundred years ago. Contact your local public library for help or search online.

FOOTBALLERS' BATTALION PLAY SCRIPTS

If you visit www.readingwar.co.uk you can find four play scripts based on Tom Palmer's *Over the Line* book, which is about the Footballers' Battalion. They give both confident and less confident readers a chance to play the part of fans, football players and managers, soldiers on the pitch and in the trenches during the period around the Battle of the Somme. Act them out in class and discuss the impact they have on pupils. Perform one or more of them in front of the whole school.

READ OVER THE LINE 2016

Read our 16-part live story set in France during the Euro 2016 tournament. See [page 10](#) for more information.

WORD SEARCHES

Download and have a go at the three Euro 2016 / Battle of the Somme word searches that will help pupils become more familiar with the countries taking part in Euro 2016 and with the Footballers' Battalion. Access these in the additional resources section at www.literacytrust.org.uk/euro-2016.



Wall displays

Wall displays are a great place to promote reading in schools. Here are some ideas, including centrepieces and elements you can combine to create a great Euro 2016 display. At the end we've added a list of a few First World War additions you could make to the display, creating an interesting way of juxtaposing the two.



REVIEW GOAL

Create a two-dimensional football goal on a wall. Cardboard tubes for posts with a net, or even a drawing of a net, will suffice. Once you have the goal on the wall, offer children the ball-shaped blank review sheets available at www.literacytrust.org.uk/euro-2016. Ask pupils to review any book – not just football books – and then place the book review in the back of the net (if they liked the book), on the goal frame (if they thought it was ok) and high or wide of the goal (if they didn't like it). Their reviews will attract a lot of attention based on where they are placed.

EURO 2016 FOOTBALL READING SELFIES

Challenge pupils and teachers to take their own Euro 2016 Reading Selfies. Ask them to take a photo of themselves holding something they have read around the tournament. For example, a newspaper, magazine or book. Use the selfies to enhance your display. Set up a competition for the best one. Put these selfies around the school in corridors, on doors and where pupils queue for their lunch.

EURO 2016 MAP CENTREPIECE

Build a Euro 2016 display around an up-to-date map of Europe, with participating countries highlighted. The link to the First World War offers a great opportunity to show how maps change. Put a 1916 map alongside the map of today. Ask pupils to spot the differences. Then suggest they predict what the map will look like in 2116.

EURO 2016 WALLCHART

There will be many free wallcharts produced for Euro 2016 in the weeks before the tournament. Some of them may be too small for your display, so it might be worth creating one of your own. They will be in magazines, newspapers and downloadable online.



NEWSPAPERS

Leave one or more blank spaces in your display to stick up the latest newspaper reports covering Euro 2016: an interview with the England, Northern Ireland or Wales manager or a match report. Something that you can change every day to keep people coming back to see how the display is evolving.

GUESS WHO'S READING?

In an extension of the selfie idea on the previous page, ask teachers to choose a book and to be photographed with their face behind it. Suggest they choose a book that reflects their personality a little. Then challenge pupils to guess which teacher is reading which book. Run it as a competition with one a day, so that pupils keep returning to the display.

IMAGES

Choose the sorts of images you want on your display from the list below. Ask pupils to juxtapose the images with each other, asking why they think certain images should go next to each other. Images could include:

- Player pictures from today's football magazines, such as *Match*, *Match of the Day*, *Kick*, *Strike It*, *FourFourTwo* and *World Soccer*
- Book covers downloaded from the internet (copying book covers is legal)
- Pupils' Euro 2016 drawings or artwork, perhaps a giant image of the trophy itself
- French images – the flag, etc.

COMPETITION

Run a Euro 2016 sweepstake or class prediction league and post the results on your display daily. This will bring people back to the display again and again. You can post the results of your prediction league here too.

EURO 2016 READING TABLE

If you have the space underneath your display, put out a selection of football books, magazines and regularly updated newspapers. You could also include children's fiction and non-fiction books about the countries taking part in Euro 2016, as well as about the First World War. You can find First World War booklists in the appendix at the back of this toolkit.

FIRST WORLD WAR DISPLAY IDEAS

You may already have some First World War display materials. In addition, these ideas might blend in with your Euro 2016 display:

- Maps of Europe before and after the First World War – to compare with today's map and explore the reasons why they have changed
- Player pictures from 1916, often to be found on cigarette cards online (perhaps in juxtaposition with 2016 Match Attax cards, the modern version of the cigarette card)
- First World War recruitment posters, alongside your own reading recruitment posters (see [page 7](#))
- Newspaper front covers from 1916
- Ask the children which First World War books they have read, such as *War Horse*, then ask them to put up their favourite cover images to enhance your display
- Ask local museums or libraries for original memorabilia. Do any of your pupils' families have any pieces of uniform or letters from the First World War that they would be willing to lend for the display?



Assemblies

School assemblies are a great way of reaching all of the school with ideas about reading for enjoyment through Euro 2016 and the First World War. There are several ways you could go about this, from inviting people into school to talk about reading for enjoyment, or using your own pupils and teachers to spread the word. You could do it as an entire themed assembly or a small slot in each assembly during June.

WAYS TO USE YOUR FOOTBALL READERS' BATTALION

You can deploy your Football Readers' Battalion during regular or special school assemblies. They could be asked to:

- Encourage other pupils to take part in activities and displays around the school
- Tell their friends about the Euro 2016 reading they have been doing
- Read *Over the Line 2016* chapters or other books to the rest of the school
- Run a whole assembly, devising the content for themselves

STAFF SPEAKERS

Do you have a staff member in school who loves football? Can they be encouraged to do a slot in your school assembly? They could talk about what they have been reading during Euro 2016. Is there anyone in the PE department? Often pupils don't see PE teachers as readers, so it would be a good opportunity to use them as positive role models.

Similarly you might have a staff member who is a history buff and can tell pupils more about the First World War and any famous soldiers or battalions the school might be connected to. Nearly every school will have some connection as the war impacted upon every single community.

LOCAL FOOTBALL PEOPLE

Many football clubs – at all levels of the game – require their players and coaches to engage with the community. Invite a coach or player from one of your local teams and ask them to talk about what they like to read as well as discussing Euro 2016. Older players can be more effective. If they have children they are more likely to understand how they can make a good impression on pupils and about the key role reading can play in a child's life. If they are nervous, suggest that you ask them a few questions on stage rather than leave them up there alone. Even if they are not known to pupils, suggest they arrive in their football tracksuit, as most pupils will then take them very seriously. Bear in mind that at the end of the season (the Premier League finishes on 15 May) players take some time off. Pre-season training will start in July. See the National Literacy Trust's [advice on contacting clubs](#).



LOCAL HISTORY EXPERTS

Are there any local history experts who know about the First World War and your area? Your local reference librarians and archivists are likely to know them quite well. They would be very useful, helping the children to see how the war affected their own community.

SPORTS JOURNALISTS

Many pupils don't realise that writing about their passion – be it sport, dance, fashion or pets – is a viable career option. Approach your local newspaper and ask if they have any journalists who would like to help you inspire pupils and talk about being a newspaper writer. As a bonus, you may be able to attract them to come and do an article on your Euro 2016 reading activities.

CHILDREN'S AUTHORS

There is a list of authors who have engaged with the National Literacy Trust's [Premier League Reading Stars](http://www.literacytrust.org.uk/premier_league_reading_stars/project_delivery/authors) programme. Not all of them write football-based stories, but they all have an interest in the game and have been trained to engage with pupils about reading. The majority of children's authors cannot make a living from writing alone and their main source of income is school visits. If you have a budget for an author visit, Euro 2016 would be a fantastic time to invite an author to talk about how they read and write about football. You can see the list of authors here: www.literacytrust.org.uk/premier_league_reading_stars/project_delivery/authors.

HISTORY AUTHORS

Many children's authors write books set in historical periods and the First World War is a popular subject. Check out whether any of the authors in the booklists at the end of this toolkit do author events and invite them to the school. They will have done their research, so will be able to talk to pupils about what life was like a century ago.

EURO 2016 FOOTBALL READING GAME

The Football Reading Game is a game of two halves! The first half is a quiz about football reading, the second half is a penalty shoot-out. Pupils accumulate points in teams, or as individuals, as the quiz progresses; in the second half, pupils take penalties, one shot for each point they got in the quiz. The winner gets a prize. This game also works great in the classroom!

Round one: Black out words from football newspaper headlines and ask pupils to guess the missing words. Before you start, ask pupils to talk in front of each other about what they like reading in newspapers.

Round two: Magazines. Again, encourage pupils to tell their classmates about which magazines they enjoy. Show them the covers of football magazines like *Match*, *Kick*, *Match of the Day*, *FourFourTwo* and *World Soccer* and then ask them questions like: Why is *FourFourTwo* called *FourFourTwo*? (Because it is a team formation.) What are the special magazines that football clubs sell before games called? (Programmes.) Can they name the player on the front of a certain magazine?

Round three: Books. Get pupils to talk about the books they like to read. Then show them the covers of football books (printed from the internet if you don't have them to hand), blacking out key words like players' names, and ask them questions about the books. Who is this on the cover of his autobiography? Which football team is this book about? Read a section from a football story and then ask pupils questions about it.

WATCH READING WAR VIDEOS

Tom Palmer wrote *Over the Line*, a children's book that features the Footballers' Battalion. If you would like to show films of Tom in different locations featured in his stories, talking about how he wrote the book, there are six videos on the website www.readingwar.co.uk. Locations include one of the battlefields, the grave of a former footballer and battalion member, and the Footballers' Battalion memorial.



Working with public libraries

Euro 2016 is an excellent time to get pupils and their families using the public library. Public libraries have some great football-related resources, including fiction, how-to-play-the-game books and biographies, as well as lots of books on history and the First World War.

VISIT THE LIBRARY

Many public libraries welcome a visit from a class of school children and their teacher. Call your local library to see if they'll play host to you this summer. Librarians often show pupils around and offer them the chance to join the library. Once a child has visited a library, they are likely to want to show their parents or siblings round too.

LIBRARY TOUR OF FIRST WORLD WAR RESOURCES

Ask the librarian to take the pupils on a tour of the First World War resources. It is likely they will have fiction, non-fiction and other materials in their archives. Having a knowledgeable, qualified librarian to show them the best resources is a great way to get to know the depth of material available to borrow or study in the library.

INVITE THE PUBLIC LIBRARY TO YOUR SCHOOL

Ask if a librarian would like to come to your school and tell the pupils about the football and First World War titles they have available. They might be keen to come in June, as they will be able to promote the Summer Reading Challenge (www.summerreadingchallenge.org.uk), an annual scheme that encourages children to read six books during the summer holidays.



LIBRARY STOCK

There are several areas where you can read about football in the public library. They are:

- **Children's fiction** – stories by authors and footballers about the game, including Frank Lampard, Bali Rai, Helena Pielichaty, Alan Gibbons, Tom Palmer, Dan Freedman and Theo Walcott
- **Children's non-fiction** – books about how to play football, annuals, encyclopaedias and other light-touch factual books
- **Sport** – general non-fiction books about football, including coaching manuals, club histories and cultural takes on the game
- **Biographies** – the life stories of players, managers and others connected to the game
- **Newspapers** – daily papers full of the latest football facts and scandal
- **Internet** – free access to football websites
- **Children's poetry** – some of the best football poetry anthologies for children
- **Magazines** – less visible in libraries these days, but some stock titles like *Match* and *FourFourTwo*

READ ABOUT THE FIRST WORLD WAR AT YOUR PUBLIC LIBRARY

You will also be able to find many books about the First World War in your library. The children's, history and non-fiction sections are the best places to look. But if you ask your librarian they will be able to guide you to the right areas, as well as advising you on what is and is not appropriate for children to look at.

EURO 2016 TREASURE HUNT

Familiarise pupils with the wealth of football reading in the public library by setting up a treasure hunt. Ask pupils a set of four to six questions that will lead them to the library sections above.

- Where will you find the story of a footballer's life? (biographies)
- Where can you read this morning's football breaking news? (online)
- In what section can you read books about playing football? (children's non-fiction)
- In which part of the library are fictional football stories kept? (fiction)
- Where will you find football rhymes? (children's poetry)
- Where can you read last night's match reports on paper? (newspapers)

Once you've decided on your clues and library sections, put a set of letters up around the library, making up the name of a player, e.g. BALE, DALLAS, ROONEY. Then challenge pupils to solve the clues, gather the letters and work out the player's name.

HELP THE LIBRARY MAKE A EURO 2016 DISPLAY

Offer to bring in your Football Readers' Battalion to help the library devise and create a Euro 2016 reading display.

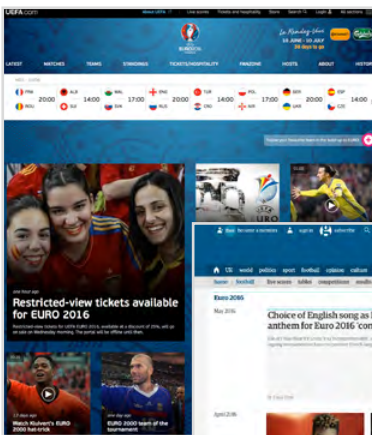


In your school library

You can do some of the public library activities in the school library too. Have a look above and see what will work for you in school, as well as using the ideas below.

FIVE EURO 2016 WEBSITES

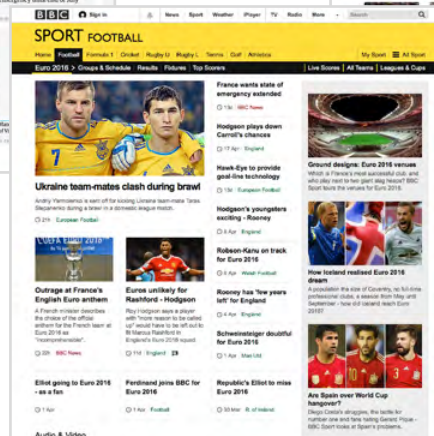
There will be a lot of material online before, during and after Euro 2016. Focus pupils on some well-written and reputable websites to find out more about Euro 2016 or ask them to identify the best ones and bookmark them on your terminals.



[www.uefa.com/
uefaeuro](http://www.uefa.com/uefaeuro)



[www.theguardian.com/
football/euro-2016](http://www.theguardian.com/football/euro-2016)



[www.bbc.co.uk/sport/football/
european-championship/euro-2016](http://www.bbc.co.uk/sport/football/european-championship/euro-2016)



[www.worldsoccer.com/
tag/euro-2016](http://www.worldsoccer.com/tag/euro-2016)



[www.telegraph.co.uk/
euro-2016](http://www.telegraph.co.uk/euro-2016)



BLOGGING

Lots of schools have set up their own blogs where their pupils can blog safely about their learning and other things going on in their school. Encourage a group of pupils at your school to blog about Euro 2016 or what they have learnt about the Battle of the Somme. Ask other pupils and parents to read the blog and comment on it. Link up with other schools to share and comment on each other's blogs.

LIBRARY BUDDIES

Many school libraries pair up older pupils with younger pupils to act as reading mentors or buddies. This can have a great impact on both the younger and older pupil in different ways. Suggest the pupils read a football story, a football fact book or a book set in the First World War together. There is a list of appropriate books in the appendix at the end of this toolkit.



Football and war reading groups

A major historical anniversary or sporting tournament offers a great chance to host a reading group that will be immediately relevant to pupils.

NEWSPAPER READING GROUP

Meet the day before and/or after the England, Northern Ireland and Wales games. Ask pupils to bring in a newspaper article each. It could be something from a printed newspaper or downloaded from a newspaper website. Suggest they get their parents to help them find something interesting – this is a good way to involve families.

MAGAZINE READERS

Buy three or more Euro 2016 magazines. Give pupils time to look at them all in groups, then host a debate about which is best. What do they like about one more than another? Is one too wordy? Is another not factual enough? How would they judge which magazine to buy? Ask them to talk about other magazines they have read. Make a list of what would be the content of their ideal magazine. They could even design and write their own Euro 2016 magazine.

PREMIER LEAGUE READING STARS

The best model of an enhanced football reading group is the National Literacy Trust's Premier League Reading Stars. The innovative programme enables teaching staff to deliver 10 one-hour football-themed literacy sessions, which harness children's passion for football to boost results in reading and writing. Check out a free sample challenge and find out more at www.literacytrust.org.uk/plrs.



10 QUESTIONS TO CONSIDER WHEN SETTING UP A EURO 2016 READING GROUP

1. Where will you meet and at what point of the week or day?
2. Will an adult facilitate the group, or a pupil?
3. Will you have snacks and drinks?
4. How many pupils in the group? Parents too?
5. How long will each group meeting last?
6. Where will you get the books? From the library? A bookshop? The school library service?
7. How can you help pupils to feel confident talking about what they did and didn't like?
8. Will you always choose fiction? Will you always choose books?
9. Are pupils going to choose the books or are you?
10. Why are you running a reading group? And how does that affect your above choices?

Find more advice about children's book groups at www.readingagency.org.uk/children/practitioners-guides/running-chatterbooks.html and www.bbc.co.uk/blogs/parents/2011/06/starting-a-childrens-book-club.shtml.

WHICH BOOKS TO READ

There are several books that you could choose that cover football and the First World War. We have selected three that include different styles of writing aimed at different age groups and types of reader. All three will give you plenty to talk about.

WAR GAME BY MICHAEL FOREMAN

Freddie is a young man, who is not quite old enough to volunteer to fight in the First World War but signs up anyway, joining his brother and friends from his village in what he thinks is going to be a short-lived adventure in the trenches. But it is not. The war is terrifying and sad for Freddie and his fellow soldiers. But then, on Christmas Day, the soldiers on both sides stop fighting.

This beautifully illustrated fictional account of the young men who took part in the First World War Christmas Day truce is told subtly. It ends sadly, but is dealt with in a careful way that makes it suitable to read with pupils aged six to nine or older.

WALTER TULL'S SCRAPBOOK BY MICHAELA MORGAN

Walter Tull was the first black officer in the British Army, working his way through the ranks. He was also the first black outfield professional footballer in England. This is his story told through the medium of a fictional scrapbook. It is half fiction, half non-fiction and covers the racial abuse that Tull received when playing football, as well as other difficulties this remarkable man overcame to excel in war and football. Good for reading with pupils aged seven to 11.

OVER THE LINE BY TOM PALMER

This is a fictional story based on the Footballers' Battalion diary and other records relating to a group of six professional footballers who volunteered to fight at the Battle of the Somme. It is told from the perspective of Jack Cock, the footballer who scored England's first post war goal, and is about football, friendship and the First World War. Suitable for ages nine and over only, as it contains war scenes that wouldn't be appropriate for younger pupils.



Research shows that if young people get support or encouragement to read from home, they are more likely to read for enjoyment and have more success at school. The following ideas are designed to piggy-back on interest in Euro 2016 and the centenary of the Somme to find a way to encourage families to read together.

EURO 2016 LETTER TO GO HOME

Send a copy of our downloadable letter to parents and carers. It suggests 10 ideas for how to stimulate their children's reading at home during Euro 2016. Download the letter from the additional resources at www.literacytrust.org.uk/euro-2016.

INVITE PARENTS TO EURO 2016 ASSEMBLIES AND RECRUITMENT ACTIVITIES

Invite parents to attend your Euro 2016 assemblies or to any recruitment games or activities you are hosting. See [page 16](#). Time them to happen just after pupils are dropped off at school or at the end of the school day. You can also invite them to a match day party. See [page 25](#).

CHILDREN'S BOOK BINGO

Football commentators use dozens of well-used phrases such as 'kick off', 'foul play' and 'here we go'. Many of these phrases are also the titles of children's football fiction. We have created four bingo cards, each containing four football fiction book titles. Challenge families to play bingo during a match, by listening to the commentary. Then have the books available at school if the children's interest is stimulated. Download the bingo cards from the additional resources at www.literacytrust.org.uk/euro-2016.

OVER THE LINE 2016

Ask pupils to take a chapter of Tom Palmer's live story, *Over the Line 2016*, to read to their parents or have it read to them at bedtime. If they make a point of reading together during Euro 2016, you might be kicking off a habit that lasts a lifetime.

FAMILY VISIT TO THE LIBRARY

Encourage families to visit your nearest or central public library. Can they find any football reading material in the sports, children's, biography or newspaper sections of the library? Suggest they do the same by visiting a bookshop or a shop that sells newspapers or magazines. Warn the library that families may be coming in: they may want to create a display of their sports books.

OTHER NATIONALITIES

Do you have children who are from – or whose family is from – one of the other countries taking part in Euro 2016? This is a great opportunity for them or their parents to tell the class, or even the whole school, about their country – about its football, but also its history, culture and food.

FAMILY AND LOCAL HISTORY

Many households have stories about their family's involvement in the First World War. Can anyone tell a story about a great-great-grandparent who was involved in the war? Or do they have artefacts, such as medals or photographs, that they can bring in? Can they work with their family at home to bring something into school? Making history personal is a great way of giving it added meaning.

If pupils do not have any family stories, ask them to look around their neighbourhood. Are there any war memorials nearby? Or books with stories about men who joined local battalions? These could provide useful research for pupils to do with parents or even grandparents, who may have more time to support their grandchildren.

READING A FIRST WORLD WAR BOOK OVER EURO 2016

Challenge families to read a whole book together during Euro 2016. It can be a football story or, if the family is not into football, a First World War story. Have a look at the three recommended books on [page 23](#) or the booklists in the appendix for book ideas.

Visit www.wordsforlife.org.uk more information from the National Literacy Trust on how to encourage families to read together.



Match day party

There are several matches that kick off at 2pm during the early stages of Euro 2016. They include a highlight of the tournament for British fans, with **Wales playing England on Thursday 16 June.**

Why not use this as an opportunity to promote reading for enjoyment by hosting a match day party, including a screening of the game? This is a great chance to get pupils and even their parents together to enjoy the match and to use the time before the match, at half time and after the match to talk about football reading.

You can do it in a classroom with a small group of pupils – or in the hall with everyone.

This could involve:

- Big screen showing of the match in the hall
- Inviting parents to join their children
- A range of reading for enjoyment activities

You can use any of the activities from this pack that you think would work at your match day party.

We would recommend **Children's Book Bingo** (see [page 24](#)). You can give each class a bingo card and see which class comes up as champions.



Here are some extra ideas that might work too:

PREDICTION GAME

Ask pupils to predict the scores at half time and full time, as well as the first scorer. Can anyone get all three? Tell pupils about this in advance to encourage them to read match previews online and in the newspapers.

PREMIER LEAGUE READING STARS PLAYERS

If your school is taking part in [Premier League Reading Stars](#), see if any of this year's players are involved in the match you are watching. If so, watch the video of them recommending their favourite read at www.extra-time.org during half time.

IN GAME COMMENTARIES

Challenge pupils to commentate on the match. But only choose pupils who have researched the game and players in books, magazines, newspapers and online – as they will need facts at their fingertips. Watch the [BBC's recent video](#) on how to commentate to give them tips.

AWARD CEREMONY

Host an award ceremony at half time. Ask pupils to vote for their favourite football book or magazine and explain why they enjoyed it so much. Choose a best reading recommender from among your pupils.

Can you or your Football Readers' Battalion think of other great ways you can promote reading during your match day party?



Partnerships



Working in partnership is a great way of extending a project or activity and of getting free resources. Think about who could help you with prizes and sponsorship in your area, or who could help you in other ways:

- Local football club
- Sports centre
- Sports gear shops
- Local companies that like to be seen to be supporting communities, such as solicitors
- Schools
- Libraries
- School library services
- Role models like the emergency services
- Local authorities
- Local military bases that are near to your neighbourhood
- Museums with First World War items on show

Brainstorm with your colleagues who you could partner with in your area. Who do they know? What can partners offer you? What can you offer them in return?



Appendix



Some online booklists and resources that relate to the First World War and reading:

- The [Commonwealth War Grave Commission's website](#) about the Somme centenary
- The British Council's [Football Remembers](#) resources
- A [gallery of WW1 photographs](#) from Open University
- [Nine facts about football and WW1](#) from the Imperial War Museum
- Chatterbooks' [WW1 reading pack](#) from The Reading Agency
- The Guardian's [booklist of WW1 titles](#)
- Love Reading's list of [WW1 books for children](#)
- Good Reads' list of [WW1 books for kids](#)
- Reading War is a website produced by the children's publisher, Barrington Stoke. It features free downloadable resources and videos that schools can use to explore several stories about the First World War: www.readingwar.co.uk





T: 020 7587 1842
E: network@literacytrust.org.uk
www.literacytrust.org.uk

 Find us on Facebook [facebook.com/nationalliteracytrust](https://www.facebook.com/nationalliteracytrust)

 Follow us on Twitter [@Literacy_Trust](https://twitter.com/Literacy_Trust)

 Sign up for our free email newsletter at www.literacytrust.org.uk/register

© National Literacy Trust 2016

The National Literacy Trust is a registered charity no. 1116260 and a company limited by guarantee no. 5836486 registered in England and Wales and a registered charity in Scotland no. SC042944.

Registered address: 68 South Lambeth Road, London SW8 1RL.